


Math & ELA Packet



Name:

Dear First Grade Families,

Welcome to the First-Grade Home Learning Packet!

Suggested Schedule

Math: 20 minutes Science: 15 minutes

ELA: 35 minutes Writing: 10 minutes

This packet is designed to serve as a review and extra practice. However, please monitor your child as they complete the assignments and feel free to help your child review any pages they find challenging.

In addition, please also continue to read with your child and have your child read independently each day.

Other ideas to extend learning throughout the day:

- Name a sight word then have your child find it on mail, magazines, or packaging around the house.
- Have your child to write notes, letters, or signs. Encourage them to sound out words instead of asking how a word is spelled.
- Encourage your child to read their favorite books aloud to you, a sibling, a stuffed toy.
- Encourage mathematical thinking with questions like, "How should I cut this pizza, so everyone gets an equal size piece?"
- Encourage your child to make predictions and then evaluate what happened. Ask, "What do you think will happen if we _____?" then ask, "What actually happened? Was it the same or different than your prediction?"

Week 7 Instruction

May 4th, 2020

	Math & ELA Packet	Science Packet
Mon.	<input type="checkbox"/> Place Value <input type="checkbox"/> Number Bonds <input type="checkbox"/> New Spelling Words <input type="checkbox"/> 1.2 /ae/ Sound with 'a_e', 'ai', and /ay/ <input type="checkbox"/> 1.3 Read the Words & Fill in the Blank <input type="checkbox"/> Singular and Plural Nouns <input type="checkbox"/> R Controlled Vowels (ur) <input type="checkbox"/> Reading Comprehension (-ock)	<input type="checkbox"/> Pick two activities from the Content Map
Tues.	<input type="checkbox"/> Fractions <input type="checkbox"/> Addition <input type="checkbox"/> Word Illustrations <input type="checkbox"/> 2.1 Sort the Spellings for /ae/ <input type="checkbox"/> 2.2 Match the Words to Pictures <input type="checkbox"/> Verb Sort <input type="checkbox"/> Reading Comprehension (-ump)	<input type="checkbox"/> Pick two activities form the Content Map
Wed.	<input type="checkbox"/> Money: Coins <input type="checkbox"/> Graphing and Data <input type="checkbox"/> Spelling Word Boxes <input type="checkbox"/> 5.2 Match the Pictures & Sentences <input type="checkbox"/> ABC Order <input type="checkbox"/> Reading Comprehension (-uck)	<input type="checkbox"/> Pick two activities form the Content Map
Thurs.	<input type="checkbox"/> Number Order 1-25 <input type="checkbox"/> Addition and Subtraction Equations <input type="checkbox"/> Silly Writing <input type="checkbox"/> 5.3 Match the Words & Pictures <input type="checkbox"/> Journal Prompt <input type="checkbox"/> Reading Comprehension (-ung)	<input type="checkbox"/> Pick two activities form the Content Map
Fri.	<input type="checkbox"/> Place Value <input type="checkbox"/> Measurement <input type="checkbox"/> Word Art <input type="checkbox"/> PPI /ae/ Word Sort into Columns <input type="checkbox"/> Sentence Sorting <input type="checkbox"/> R Controlled Vowels (er) <input type="checkbox"/> Reading Comprehension (-unk)	<input type="checkbox"/> Pick two activities form the Content Map

Name: _____

Place Value

Tens and Ones



Place Value

Directions: Write the correct number of tens and ones in the boxes.

23 = tens and ones

47 = tens and ones

65 = tens and ones

70 = tens and ones

39 = tens and ones

51 = tens and ones

24 = tens and ones

90 = tens and ones

19 = tens and ones

88 = tens and ones

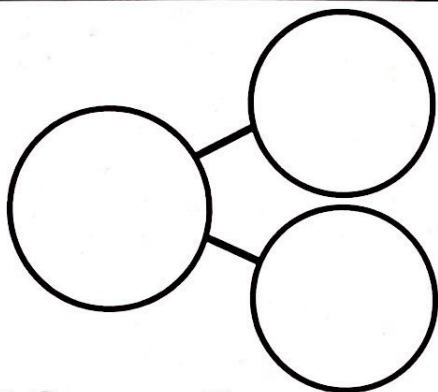
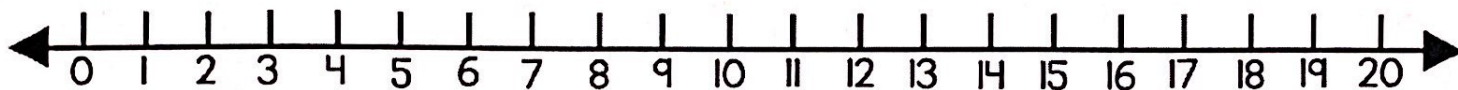
Name: _____

Number Bonds

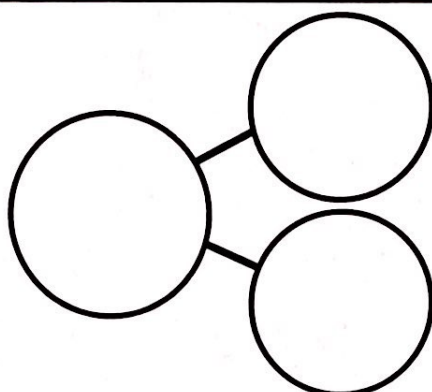
Subtraction up to 20

Build a Number Bond Up to 20

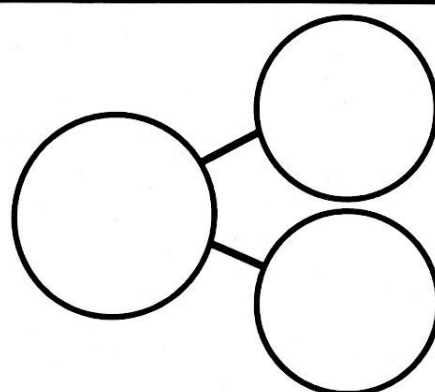
Directions: Build a number bond using the subtraction problem.



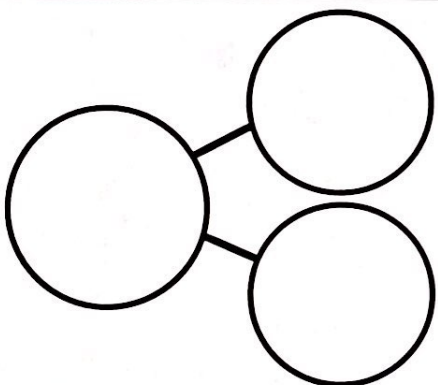
$$12 - 8 =$$



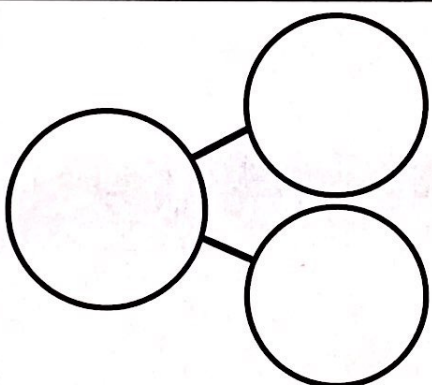
$$15 - 7 =$$




$$13 - 4 =$$



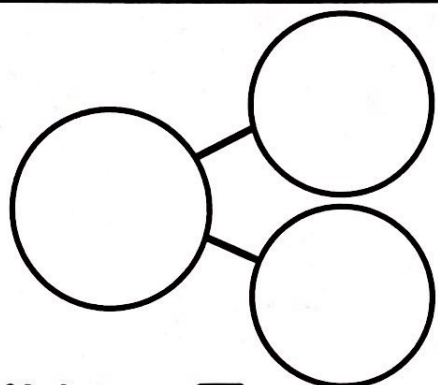
$$16 - 9 =$$



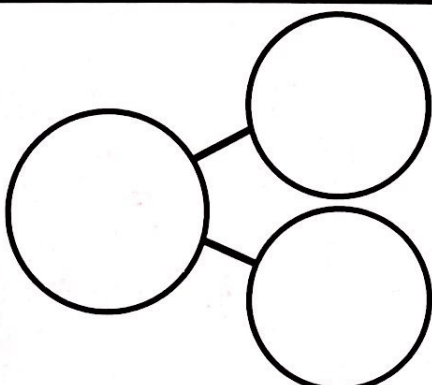
$$17 - 9 =$$



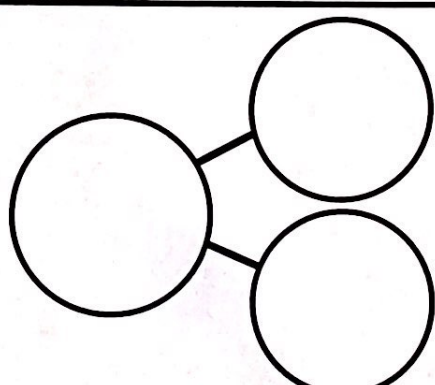
$$11 - 8 =$$



$$14 - 5 =$$



$$15 - 9 =$$



$$12 - 7 =$$

SPELLING LIST

1.	fade
2.	knocked
3.	knitting
4.	drinking
5.	eating
6.	pitch
7.	wrapper
8.	hands
9.	by
10.	

EDUCATION
TO THE CORE

SPELLING LIST

1.	fade
2.	knocked
3.	knitting
4.	drinking
5.	eating
6.	pitch
7.	wrapper
8.	hands
9.	by
10.	

EDUCATION
TO THE CORE

Name _____

1.2



ay day

ai wait

a_e cake

Name _____

1.3

Words with the /ae/ sound spelled 'ai':

main	rain	train
brain	braid	aid
tail	mail	nail
explain	exclaim	airplane

Words with the /ae/ sound spelled 'ay':

hay	way	day
say	stay	spray
play	playing	player
Sunday	weekday	someday

Directions: Have students read the words and use some of them in sentences.

Match the words to the sentences and write them on the lines.

rainstorm

days

tails

play

1. Dogs and cats have _____.

2. We need three more children to _____
the game.

3. Yesterday we had a bad _____.

4. There are seven _____ in a week.



Name: _____

Date: _____

Singular and Plural Nouns Match it UP!

Directions: Cut and paste each noun to the correct row.

Box up the correct noun in the sentences.



Singular Nouns

Nouns that name **one**.

Plural Nouns

Nouns that name **more than one**.

1. For dessert I had a .

2. We cooked on the grill.

3. The came from Hawaii.


4. I like to eat bacon with my .

5. My grandma bought for her pie.

6. I put butter and sour cream on my .

© Annie Moffatt © The Moffatt Girls 2016

Week 3: Day 1



apples



pineapple



ham



eggs




pie



bananas



potato




steaks

Name: _____


Date: _____

ur

R-Controlled Vowels: Write, Read and Match





Directions: Write ur on each line. Complete the sentence with the new word. Cut and paste the picture to match.





n _ _ se

The n _ _ se will help you.





p _ _ ple

My favorite color is p _ _ ple.





p _ _ se

My mom got a new p _ _ se.





h _ _ t

My dog is h _ _ t.




t _ _ n

T _ _ n right at the light.




c _ _ l

The baby has a c _ _ l.



Week 3: Day 1

© Annie Moffatt @ The Moffatt Girls 2017



Name: _____

I can Read it 3 times!




-ock



Phonics Reading Comprehension

Directions: Read the passage and answer the questions.

Good Night, Brock



Knock, knock. Mom knocks on the door.

"Time for bed, Brock. Put away your blocks."

Brock puts away his blocks. He hangs up his smock. He takes off his socks.

Mom rocks Brock to sleep. She plays with a lock of his hair.

Tick, tock goes the clock. Brock falls asleep. He dreams of a flock of sheep.

Good night, Brock.

1. What does Brock put away? 

2. What does Brock take off? 

3. What does Brock dream of? 


Name: _____

Fractions: Partitioning Circles

Directions: Divide the circles and color.


- Divide the circle in half.

- Color half green and half blue.




- Divide the circle in fourths.

- Color half red and half orange.




- Divide the circle in fourths.

- Color one fourth blue and three fourths green.




- Divide the circle in fourths.

- Color three of the pieces yellow.




- Divide the circle in half.

- Color half purple.



- Divide the circle in fourths.

- Color four of the shares green.



© Annie Moffatt @ The Moffatt Girls 2018

Addition

Addition up to 20

Directions: Solve the addition problems and color by the code.

A horizontal number line with arrows at both ends. It is marked with integers from 0 to 20. The numbers are written below the line, and there are tick marks above the line for each integer.

Week 3: Day 2

WORD ILLUSTRATIONS



Directions: Choose 4 spelling words and illustrate them in the boxes below.

fade drinking wrapper

knocked eating hands

knitting pitch by

Name _____

2.1

Sort the words by their spellings for /ae/.

wait	haystack	mailman	aid
say	aim	explain	play
brain	day	paint	hair

/ae/ → 'ai'

Handwriting practice lines for the sound /ae/ → 'ai'. Each row consists of a solid top line, a dashed middle line, and a solid bottom line. There are 10 such rows provided for practice.

/ae/ → 'ay'

Handwriting practice lines for the sound /ae/ → 'ay'. Each row consists of a solid top line, a dashed middle line, and a solid bottom line. There are 10 such rows provided for practice.

Name _____

2.2

In the box are six words. Match them to the pictures and write them on the lines.



airplane


train

pay

mailbox

chain

driveway



Name: _____

Date: _____

Verb Sort Set I

Directions: Cut and paste the verb to the correct column.

Verbs



NOT a Verb



Directions: Write three sentences using three of your verbs.

1. _____

2. _____

3. _____

Week 3: Day 2

© Annie Moffatt @ The Moffatt Girls 2016

fix

wow

call

walk

green

girl

grab

dog

happy

bake

Name: _____


I can Read it 3 times!



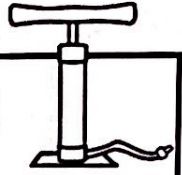

-ump

Phonics Reading Comprehension

Directions: Read the passage and answer the questions.



The Big Bump



Humpty Dumpty was in a slump. A friend named Crumpet came as Humpty sat on a stump. "Why are you so sad, Humpty Dumpty?" Crumpet asked.

"When I was driving, my car hit a hump that made it jump. The bump made my bumper fall off, and my tire is flat," Humpty Dumpty said.


"Don't be a grump. I have a pump. I can help you pump your tire," said Crumpet.

"Thank you, Crumpet! My tire is plump! I can jump for joy!" said Humpty.

1. What was Humpty Dumpty sitting on?



2. What did Crumpet have to help Humpty Dumpty?



3. List 4 -ump word from the passage?



Name: _____

Money: Coins

Counting Money

Count On: Quarters and Nickels

Directions: Add up the coins. Write the number as you count.
Write how much money in all.



_____ ¢ _____ ¢

Total:

_____ ¢



_____ ¢ _____ ¢ _____ ¢ _____ ¢

Total:

_____ ¢



_____ ¢ _____ ¢ _____ ¢ _____ ¢

Total:

_____ ¢



_____ ¢ _____ ¢ _____ ¢ _____ ¢ _____ ¢ _____ ¢ _____ ¢

Total:

_____ ¢



_____ ¢ _____ ¢ _____ ¢ _____ ¢ _____ ¢

Total:

_____ ¢



_____ ¢ _____ ¢ _____ ¢ _____ ¢ _____ ¢ _____ ¢ _____ ¢

Total:

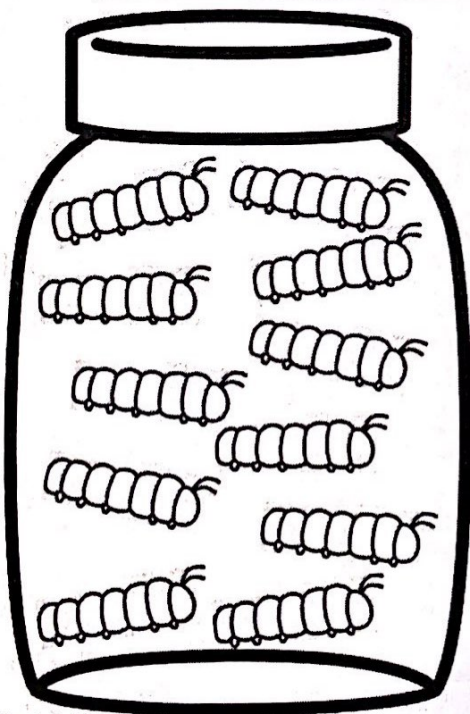
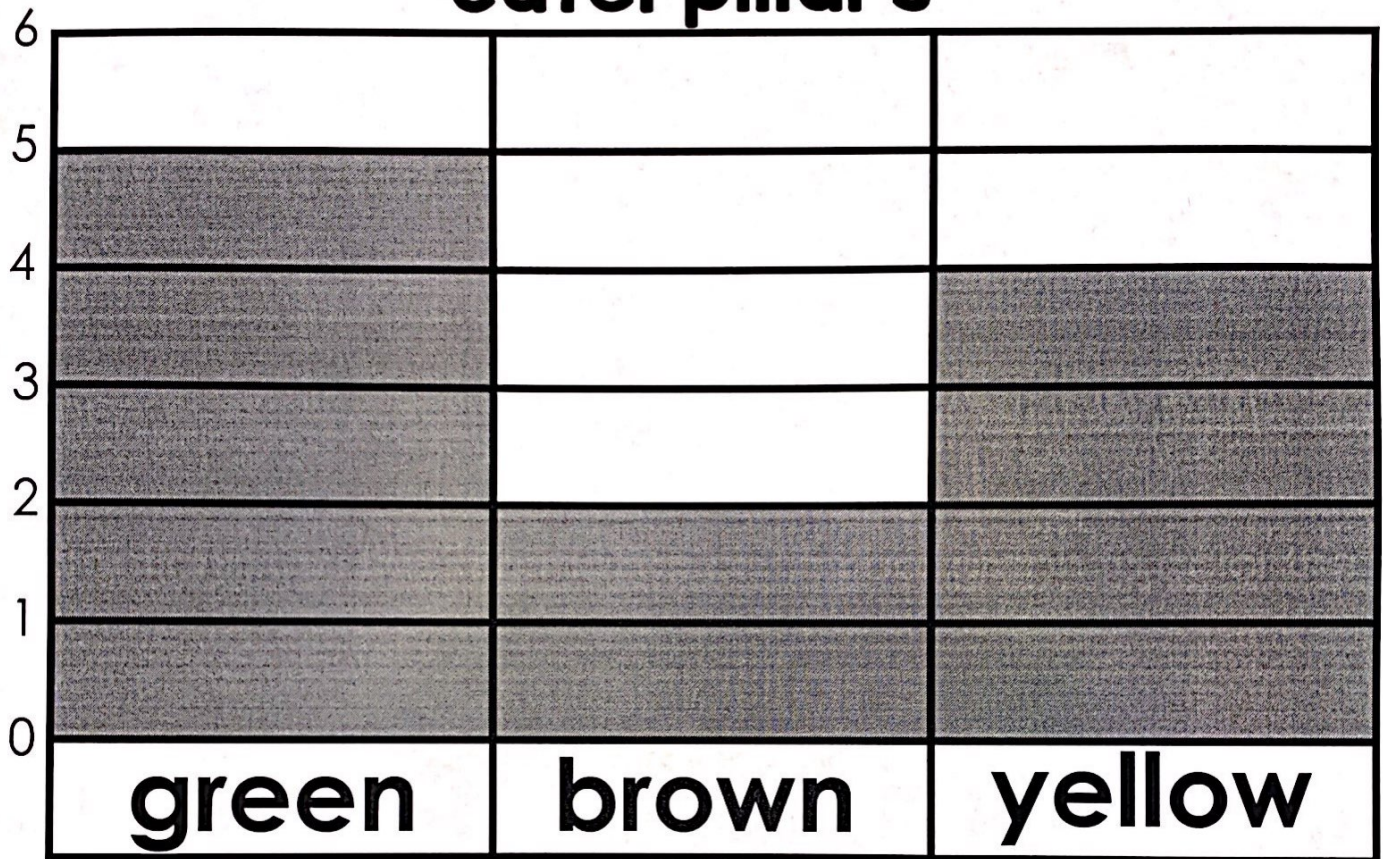
_____ ¢

Name: _____

Bar Graph Set 2

Directions: Use the information on the bar graph to color the caterpillars and answer the questions.

Caterpillars



How many more green than brown?

How many fewer brown than yellow?

How many caterpillars in all?

SPELLING WORD BOXES

Directions: Figure out which words fit into the spelling word boxes below.

fade

drinking

wrapper

knocked

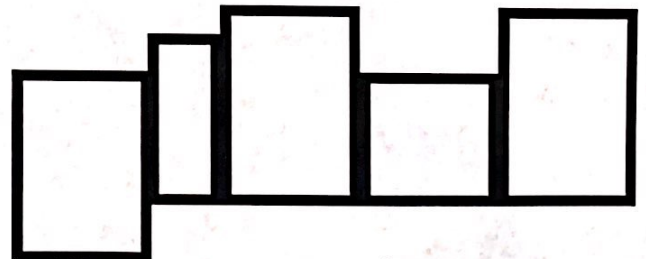
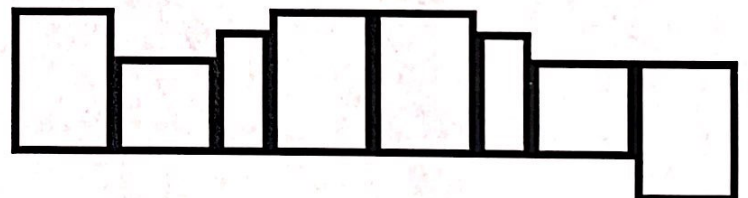

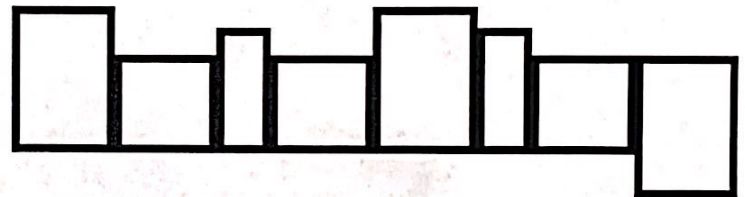
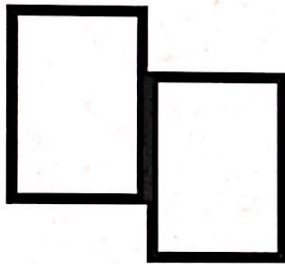
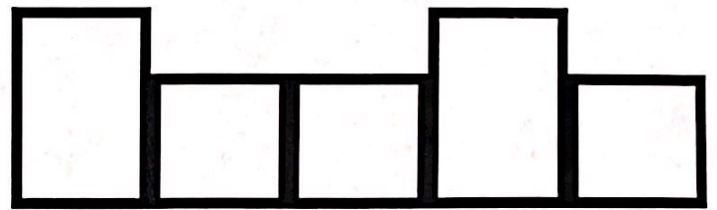
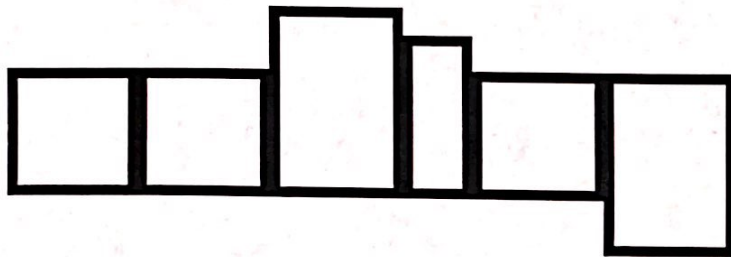
eating

hands






knitting






pitch

by



Mark the sentences that match the pictures.

1.		<ul style="list-style-type: none"><input type="radio"/> She is on ice skates.<input type="radio"/> He is sledding.
2.		<ul style="list-style-type: none"><input type="radio"/> The dog is in the yard.<input type="radio"/> The dog is in the pool.
3.		<ul style="list-style-type: none"><input type="radio"/> This is an airplane.<input type="radio"/> This is an airport.
4.		<ul style="list-style-type: none"><input type="radio"/> This is a barge.<input type="radio"/> This is a car.
5.		<ul style="list-style-type: none"><input type="radio"/> This is a rain jacket.<input type="radio"/> This is for swimming.

6.		<input type="radio"/> This is a thunderstorm. <input type="radio"/> This is a stork.
7.		<input type="radio"/> She is brushing her hair. <input type="radio"/> She is standing on a chair.
8.		<input type="radio"/> Jim made a clay pot for his sister. <input type="radio"/> Jim made a silver chain for his sister.
9.		<input type="radio"/> Dave plays in the rain. <input type="radio"/> Dave plays with a train.
10.		<input type="radio"/> This is a handshake. <input type="radio"/> This is called slapping hands.

Name: _____
















Date: _____



ABC Order with Letters

Set 2

Directions: Color the scoop that comes first in ABC order.

Name: _____

I can Read it 3 times!



-uck

Phonics Reading Comprehension

Directions: Read the passage and answer the questions.



Lucky Duck

Chuck is in his truck. His truck goes in some muck. Yuck!

What is that? It is a duck. It is stuck in the muck!

Chuck gets out of his truck.

"Stay still, duck. I will pluck you out of the muck."

Chuck plucks the duck out of the muck.

"What luck!" says the duck. "Thank you, Chuck."

1. Where does Chuck's truck go? 

2. What does Chuck see? 

3. How does Chuck help? 

Name: _____

Numbers 1-25



Number Order 1-25

Directions: Write the numbers in order.



6 5 4 7

24 23 25 22

9 11 8 10

17 20 18 19

4 1 2 3

12 14 15 13

18 16 19 17

--	--	--	--

--	--	--	--

--	--	--	--

--	--	--	--

--	--	--	--

--	--	--	--

--	--	--	--

Name: _____

Balancing Equations Set 2



Directions: Cut and paste the two equations that are equal.

=

=

=

=

4 + 4

5 + 2

9 - 5

10 - 3

10 - 0

10 - 2




5 + 5

3 + 1

SILLY WRITING



Directions: Trace the word, then write it upside down and with your eyes closed.

TRACE WORD 	UPSIDE DOWN 	EYES CLOSED 
fade		
knocked		
knitting		
drinking		
eating		
pitch		
wrapper		
hands		
by		

Name _____


5.3

Match the words to the pictures and write them on the lines.

1. rain



2. hair



3. fern



4. mailbox



5. crayon



6. jar




7. forest



8. airplane




9. barn



10. snail



Name: _____



I Can...

☐

use a capital letter.

The cat is big.

☐

use a finger a spaces.

☐

sound out words.

c-a-t = cat


☐

use punctuation.

. ? !

☐

draw a picture.



A vegetable garden

Week 3: Day 4

© Annie Moffatt @ The Moffatt Girls 2015

carrots



broccoli




lettuce



tomatoes



corn



Name: _____

I can Read it 3 times!



-ung

Phonics Reading Comprehension

Directions: Read the passage and answer the questions.



Chung's Jungle Bungle




Chung went to the jungle to study a fungus.


Chung liked to study in the jungle. The birds filled their lungs and sung a sweet tune.

One day, Chung was stung by a bee! Then the monkeys sprung at Chung as they swung in the trees! Then a snake hung next to Chung! Chung flung his bag at the snake and ran.


Poor Chung! Maybe the jungle isn't a good place to study a fungus.



1. What does Chung like to study in the jungle?



2. What did the bee do?



3. What did Chung do to the snake?





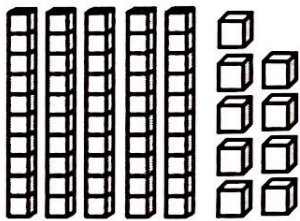

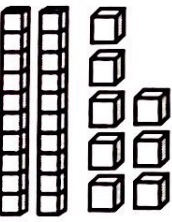



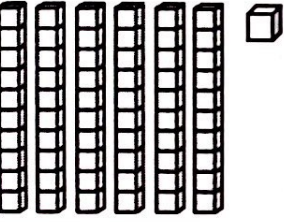

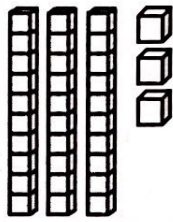

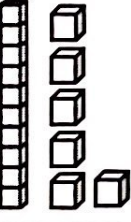



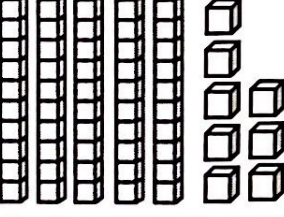

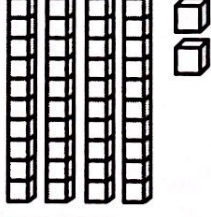

Name: _____

Place Value

Tens and Ones

Place Value: Make a Match Set 2

Directions: Cut and paste the number to match each set.

Week 3: Day 5

©Annie Moffatt © The Moffatt Girls 2018

28	61	58	85	42
33	59	77	16	94

Name: _____

Measurement

Shorter and Longer

Measurement: Make it True!

Directions: Read the clues. Circle shorter or longer to make the last sentence true. Draw the lines to prove your answer.



Clue #1: The orange line is shorter than a green line.

Clue #2: The green line is shorter than a red line.

Clue #3: The orange line is (shorter or longer) than the red line.



Clue #1: The purple line is shorter than a pink line.

Clue #2: The pink line is shorter than a green line.

Clue #3: The purple line is (shorter or longer) than the green line.




Clue #1: The yellow line is longer than a red line.

Clue #2: The red line is longer than a blue line.

Clue #3: The yellow line is (shorter or longer) than the blue line.



WORD ART



Directions: Color each word and make it unique. Add a design and fill the entire box.

fade

knocked

KNITTING

a r i n k i n g

EATING

PITCH

WRAPPER

HANDS

by

Name _____

PP1

Directions: Have students sort the words according to the spellings that stand for the /ae/ sound.

Dave	Gail	planes	plain	saying
wait	same	game	play	
gray	pain	days	train	

/ae/ → 'a_e'


/ae/ → 'ai'

/ae/ → 'ay'

Name: _____

Date: _____

Set
2



Sentence Sorting

Directions: Read the sentences.
Cut and paste to the correct column.



Complete



Incomplete

Week 3: Day 5

© Annie Moffatt @ The Moffatt Girls 2017

Yellow bugs.

Look at the cows.

I ate pizza for lunch.

My mother can.

My shoes are so.

I forgot my backpack.

I found a lost kitten.

Down the road.

Today is my birthday.

Five little pigs.

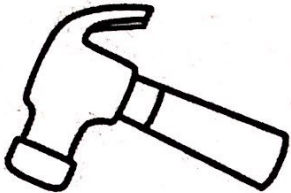

Name: _____

Date: _____

er

R-Controlled Vowels: Write, Read and Match

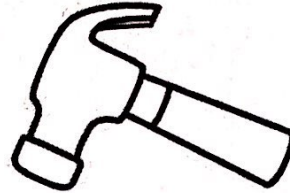
Directions: Write er on each line. Complete the sentence with the new word. Cut and paste the picture to match.




bak ____



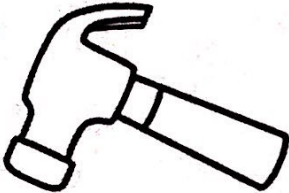
The bak ____ made cookies.




g ____ m



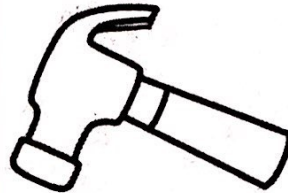
Your hands have g ____ ms.




wat ____




Can we play in the wat ____?



spid ____



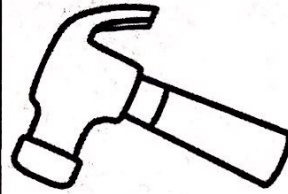
The spid ____ made a web.




flow ____



The flow ____ is pretty.




ott ____



Ott ____ rs love the water.

Week 3: Day 5

© Annie Moffatt @ The Moffatt Girls 2017



Name: _____

I can Read it 3 times!



-unk

Phonics Reading Comprehension

Directions: Read the passage and answer the questions.



What Stunk?

Skunk is going camping. He puts a hunk of cheese in his trunk.

Skunk goes to his cabin. He finds his bunk. He opens his trunk.

"Ew!" says Bear. "Who stunk up the cabin? Is that you skunk?"

"No, it is not me," says Skunk. "It is this hunk of cheese. I will shut my trunk."



1. What does Skunk put in his trunk? 

2. What does Bear ask? 

3. What does Skunk say he will do? 